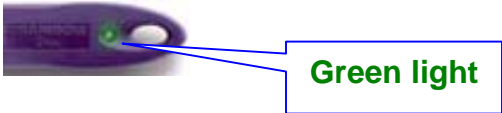
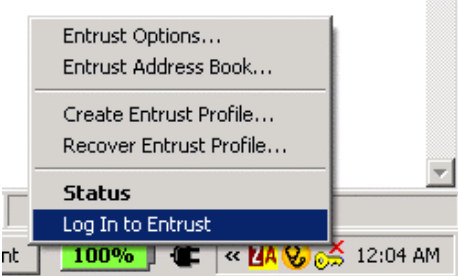



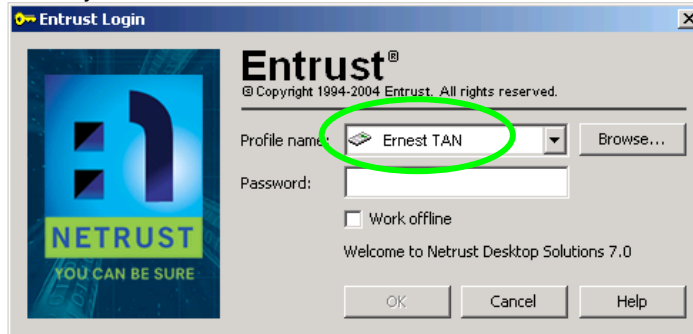
Netrust Login Guide for LTALink users

Step 1	<p><u>Insert USB token</u></p> <ul style="list-style-type: none">– Insert the purple USB token into the computer. Ensure that the green light on the token is lighted. 
Step 2	<p><u>Log in to Entrust</u></p> <ul style="list-style-type: none">– Right-click on the yellow-key – Click on “Log In to Entrust” 

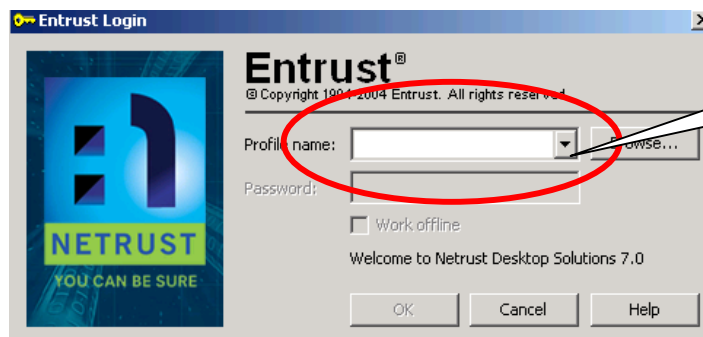
Step 3

Check for profile

- Your user profile with your name should appear in *Profile name* box, type your password in the *Password* box.
- After you log on successfully the red cross should disappear, leaving the yellow key. 



- If your profile is not seen in the *Profile name* box, proceed to **Step 4**



Missing profile



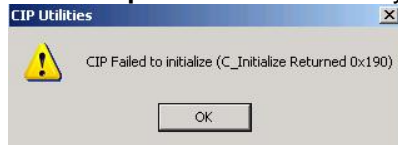
Step 4

Check for certificates and keys

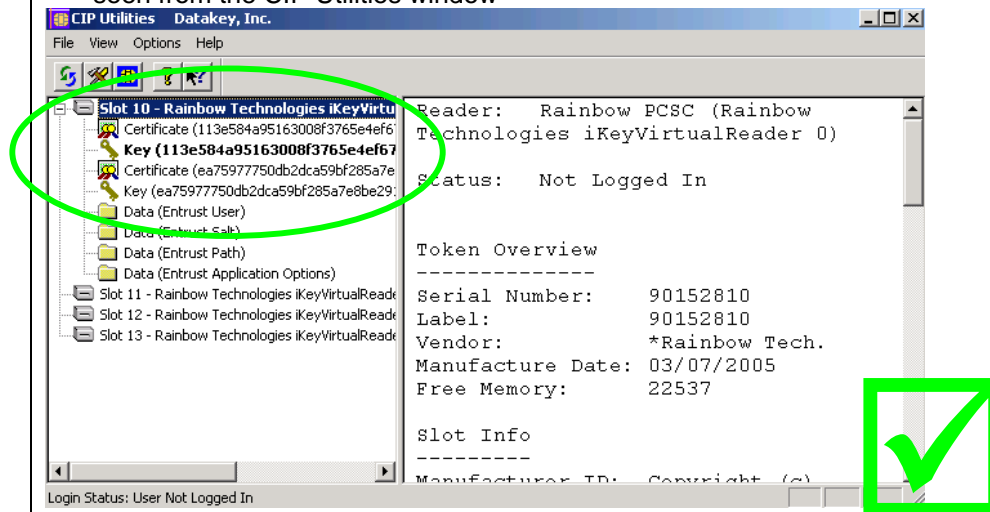
- To check if USB token can be read by the computer, go to ...
- **START > All Programs > Datakey CIP > Crypt32 > CIP Utilities**



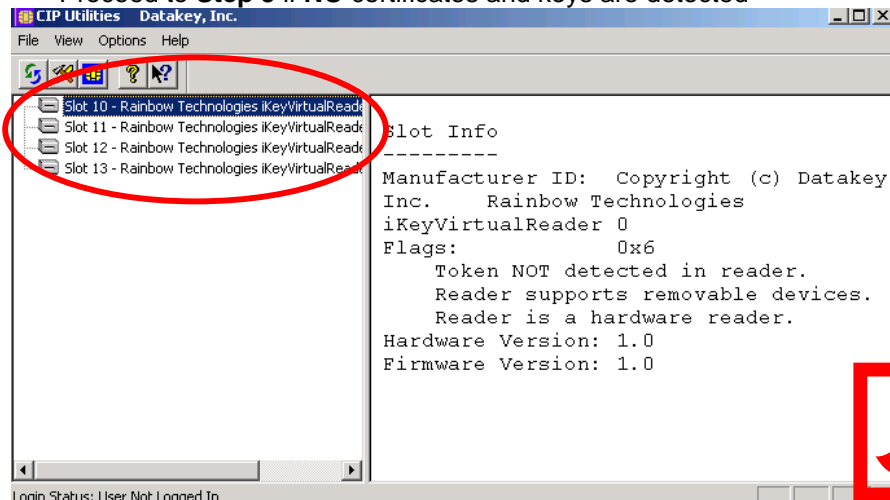
- If the following message “*CIP Failed to initialize*” appears, Datakey CIP might not be compatible with the PC's operating system. When this happens, proceed to **Step 5** to uninstall Datakey CIP.

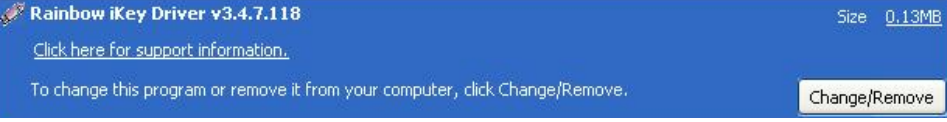


- If Datakey CIP is working correctly, the following **certificates** and **keys** can be seen from the CIP Utilities window



- Proceed to **Step 5** if **NO** certificates and keys are detected



<p>Step 5</p>	<p><u>Uninstall & Reinstall Datakey</u></p> <ul style="list-style-type: none"> - To uninstall Datakey CIP, go to... START > Control Panel > Add or Remove Programs ... <ul style="list-style-type: none"> o Remove Datakey CIP  <ul style="list-style-type: none"> o Remove Rainbow iKey Driver  <ul style="list-style-type: none"> - If you are using Windows XP, download and install Datakey from the following Internet link... https://ssl.netrust.net/ssl/download/datakey20.zip - If you are using Windows 98 Second Edition, download and install Datakey from the following Internet link... https://ssl.netrust.net/ssl/download/datakey18.zip <p>However, if both versions above fail, please download and install Datakey from the following Internet link... https://ssl.netrust.net/ssl/download/datakey.zip</p> <p>REBOOT/RESTART your computer after uninstallation of the Datakey CIP and iKey drivers.</p>
<p>Step 6</p>	<p><u>Checks after re-installing Datakey</u></p> <ul style="list-style-type: none"> - Go to Step 4 to check if certificate and keys are present - Go to Step 2 to log in to Entrust